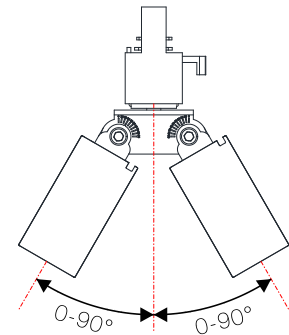

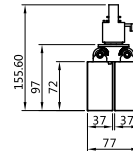


TL2-L328B/L646B /L964B

Technical Parameters:

Name	Parameters		
Light source:	3030SMD		
Input Voltage:	AC100~277V 50/60Hz		
Power	30W	60W	80W
LED Current:	350mA*2	700mA*2	1000mA*2
Rated life:	>50,000 hours		
Operating temperature:	-20°C~40°C		
Storage temperature:	-30°C~60°C		
Certificate:	CE/RoHS		
Dimmability:	Non-dimmable 0-10V dimming		
Weight:	0.8KG (L328) 1.4KG (L646) 2.0KG (L964)		



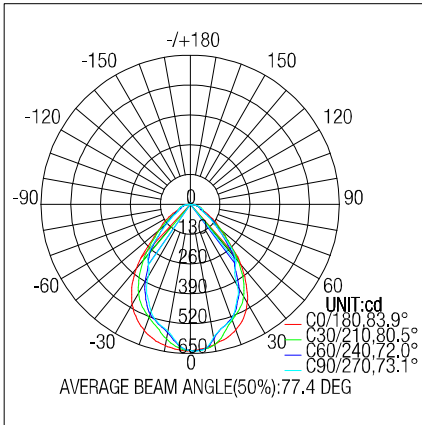
Ordering Information:

Length	Power	CRI	Beam Angle	Luminous	CCT	Housing	Part Number
							○ White ● Black
328mm	30W	>80	90°	2200 lm	3000K	○	TL2-L328B-30W-830-W-90°
						●	TL2-L328B-30W-830-B-90°
				2400 lm	4000K	○	TL2-L328B-30W-840-W-90°
						●	TL2-L328B-30W-840-B-90°
646mm	60W	>80	90°	4470 lm	3000K	○	TL2-L646B-60W-830-W-90°
						●	TL2-L646B-60W-830-B-90°
				4750 lm	4000K	○	TL2-L646B-60W-840-W-90°
						●	TL2-L646B-60W-840-B-90°
964mm	80W	>80	90°	5790 lm	3000K	○	TL2-L964B-80W-830-W-90°
						●	TL2-L964B-80W-830-B-90°
				6090 lm	4000K	○	TL2-L964B-80W-840-W-90°
						●	TL2-L964B-80W-840-B-90°

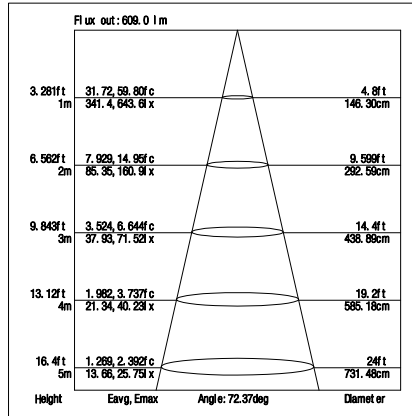
Technical Data test pattern

L328B-30W

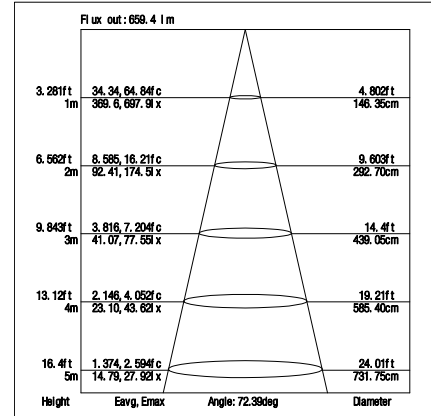
90°



3000K

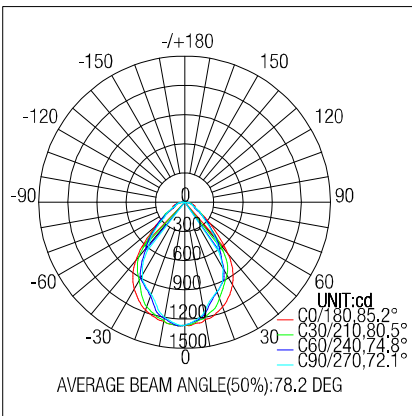


4000K

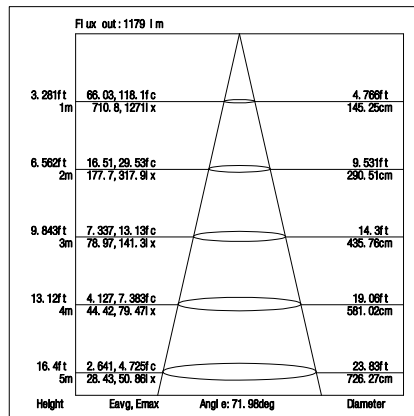


L646B-60W

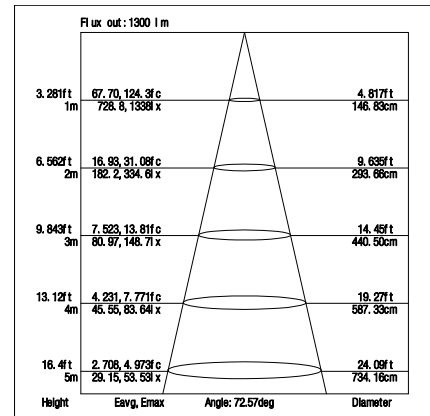
90°



3000K



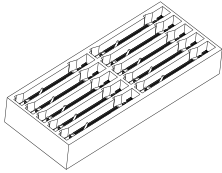
4000K



Installation instruction

Packaging:

L328A

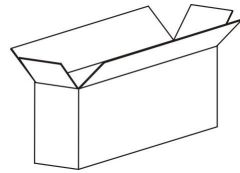


Inner Box

L690*W285*H110mm

10pc/box

GW: 8kg/box



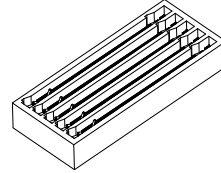
Master Carton

L700*295*265mm

20pc/box

GW: 17.2kg/box

L646A

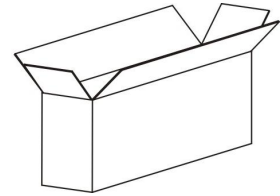


Inner Box

L690*W285*H110mm

5pc/box

GW: 7kg/box



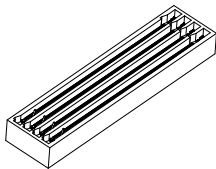
Master Carton

L700*295*265mm

10pc/box

GW: 15.2kg/box

L964A

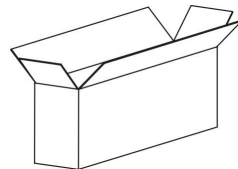


Inner Box

L995*W223*H110mm

4pc/box

GW: 8kg/box



Master Carton

L1000*240*265mm

8pc/box

GW: 17.2kg/box