

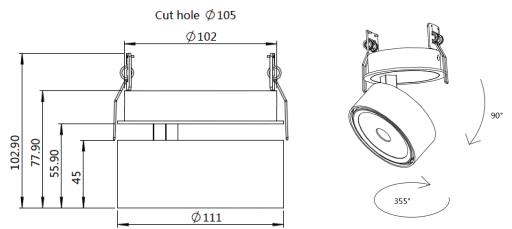
FLOW.IT Series

DL34-L-28W

optical lens

Technical Parameters:

Name	Parameters
Light source:	COB
Input Voltage:	AC220~240V 50/60Hz
LED Current:	700mA, 35-37V
Beam Angle:	12°/24°/36°
Life Time:	> 50,000h - L80 - B10 (Ta 25° C)
Operating temperature:	-20°C~40°C
Certificate:	CE/RoHS
Weight:	0.55kg



Ordering Information:

○ White ● Black

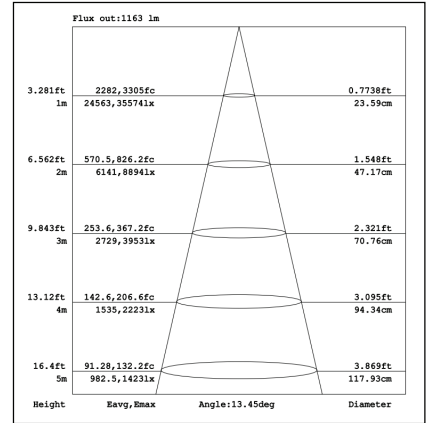

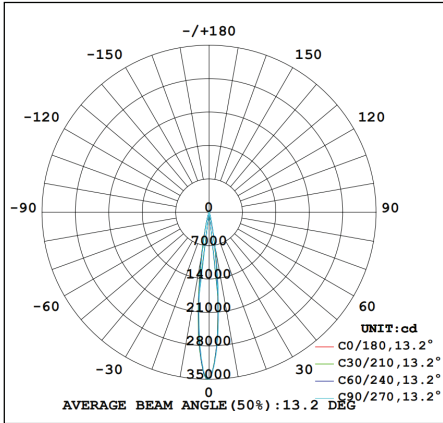
Power	CRI	Beam Angle	Luminous	CCT	Housing	Part Number
28W	>80	▲ 12°	2825 lm	3000K	○	DL341-28W-830-W-12-L
					●	DL341-28W-830-B-12-L
		▲ 24°	2897 lm	4000K	○	DL341-28W-840-W-12-L
					●	DL341-28W-840-B-12-L
		▲ 36°	2803 lm	3000K	○	DL341-28W-830-W-24-L
					●	DL341-28W-830-B-24-L
	>90	▲ 12°	2871 lm	4000K	○	DL341-28W-840-W-24-L
					●	DL341-28W-840-B-24-L
		▲ 24°	2876 lm	3000K	○	DL341-28W-830-W-36-L
					●	DL341-28W-830-B-36-L
		▲ 36°	2942 lm	4000K	○	DL341-28W-840-W-36-L
					●	DL341-28W-840-B-36-L
	▲ 12°	2165 lm	3000K	○	DL341-28W-930-W-12-L	
				●	DL341-28W-930-B-12-L	
	▲ 24°	2159 lm	3000K	○	DL341-28W-930-W-24-L	
				●	DL341-28W-930-B-24-L	
▲ 36°	2217 lm	3000K	○	DL341-28W-930-W-36-L		
			●	DL341-28W-930-B-36-L		

Technical Data test pattern

CRI80 12°

3000K

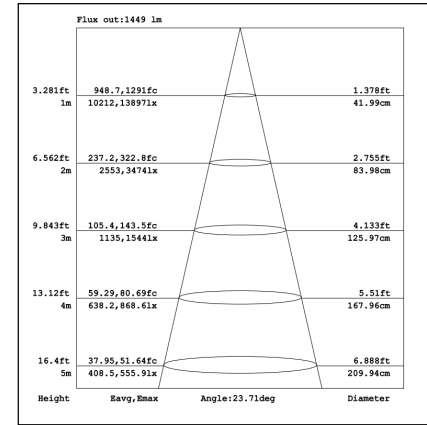
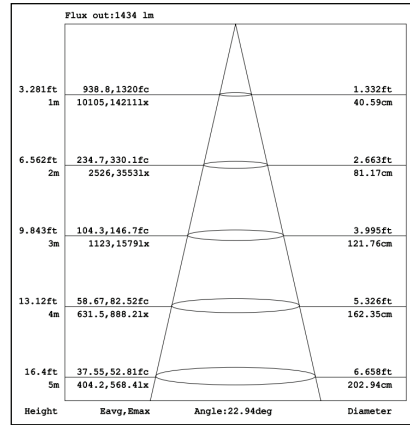
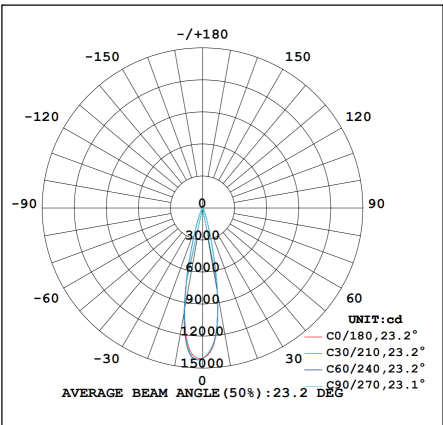
4000K



CRI80 24°

3000K

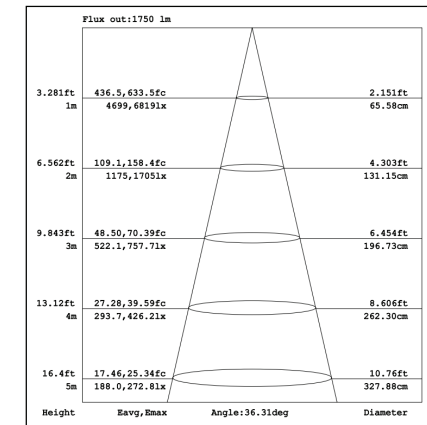

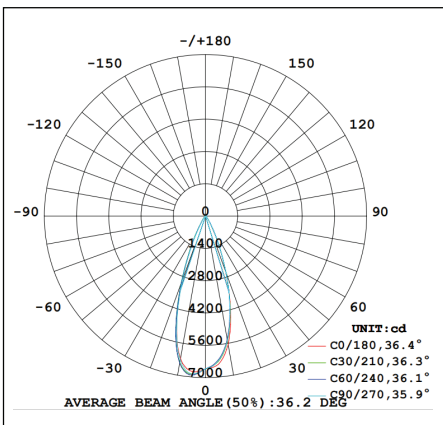
4000K



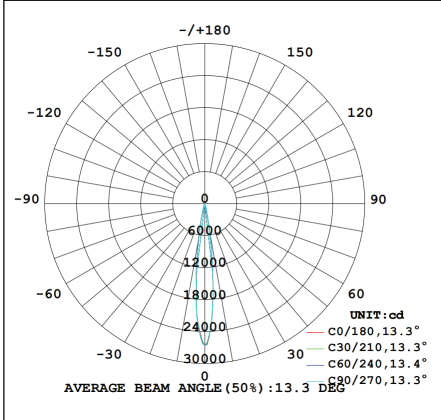
CRI80 36°

3000K

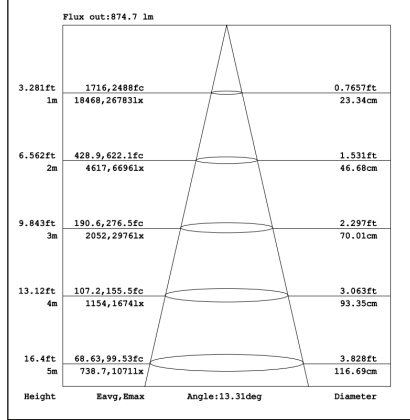
4000K



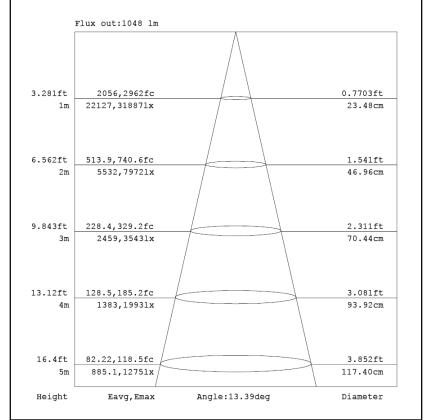
CRI90 12°



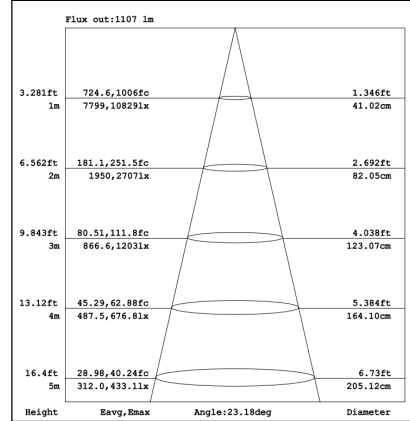
3000K




4000K



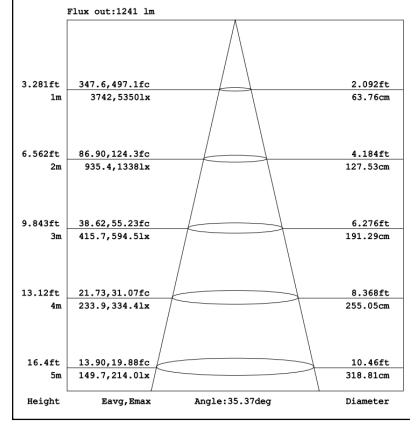
3000K



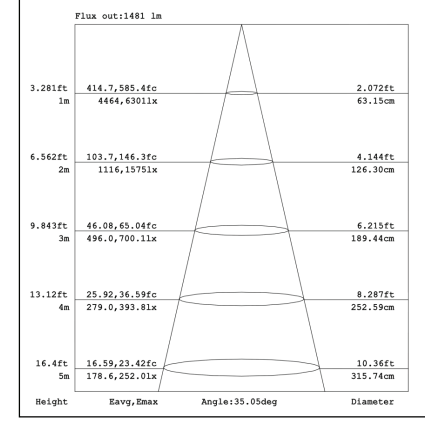
4000K



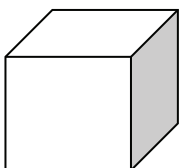
3000K



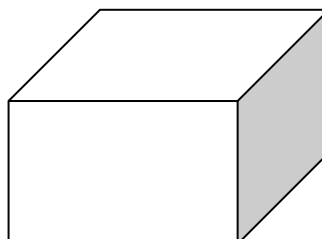
4000K



Packaging:



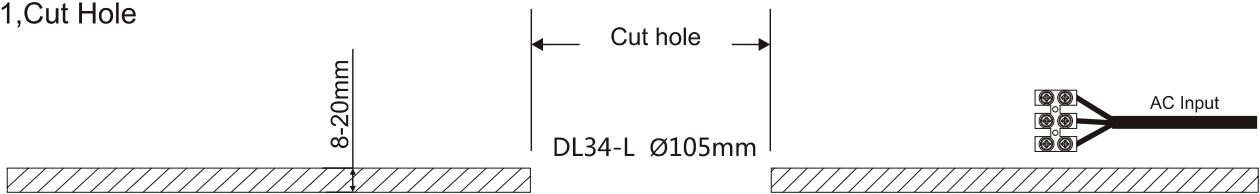
Box
 L130*W130*H120mm
 1pc/box
 GW: 0.65kg/box



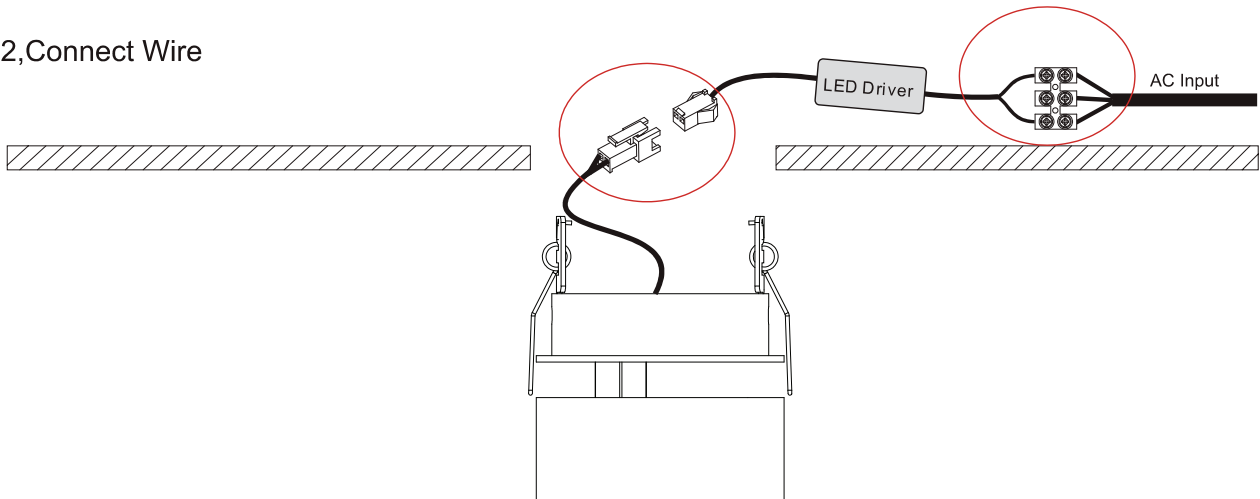
Outer carton
 L540*W410*H260mm
 24pcs/CTN
 GW: 16.5kg/carton

Installation instruction

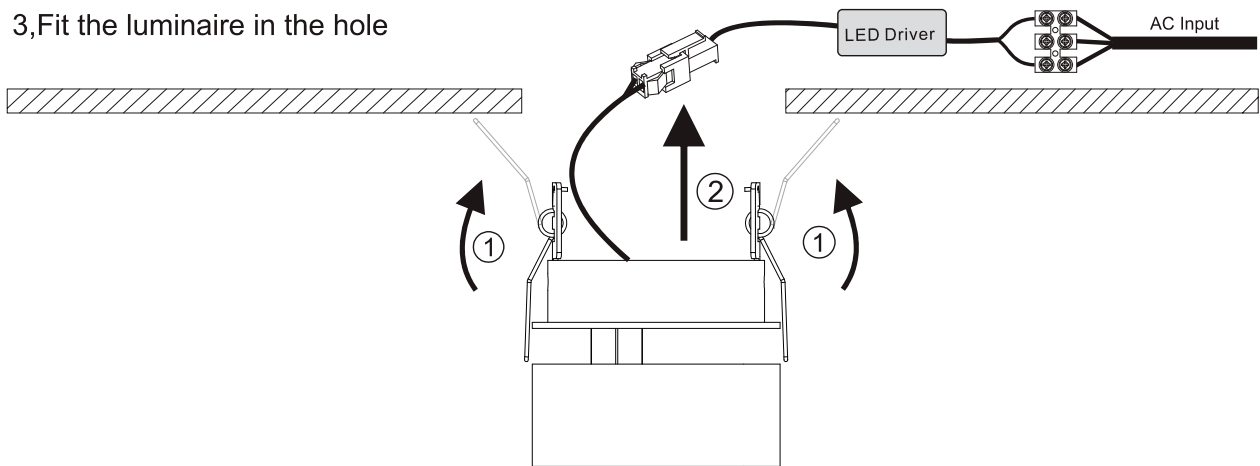
1,Cut Hole



2,Connect Wire



3,Fit the luminaire in the hole



4,Finish

